

# Stalker

STICKBOWS



# STALKER NEWS

For several years I've been working on a new bow model in my head. I love a challenge—from a design, artistic and engineering standpoint and I am more than pleased with the results! I spent more time building riser jigs and limb forms than I have for any other bow I've built so far. In the end, I'm quite pleased with the final design, the Vortex; a 15" and 17" riser with interchangeable belly mounted static recurve and reflex/deflex longbow limbs. The 15" riser will be available as a 58" & 60" and the 17" as a 62" and 64". Limbs switched between the two riser lengths maintain weight within about ½ pound.

Also new for 2020, we have finally answered the call and now offer reflex/deflex longbow limbs available for the Wolverine. 58" & 60" on the 16 ½" riser and 62" and 64" on the 18 ½" riser.

Since the release of the 17" Apex ILF riser in 2018, Stalker added a 19" riser in 2019 and now a 15" riser new for 2020. There are few other concealed limb pocket wood ILF risers on the market that offer all of the adjustment options that are available on metal ILF risers. In 2019 we began to offer longbow limbs as well, in short—X-long lengths. Both the longbow and static recurve limbs we build will mate up with any ILF riser and are available with all of the beautiful veneer and footed limb options we offer on all of the other bow models.

South Cox  
Owner/bowyer




Since 2018, all FXT style risers across all takedown bow models have an internal, hidden G10 I beam milled into the riser. The G10 stiffens and strengthens the riser and makes it possible for us to use a wider variety of woods that otherwise might not be strong enough to use in bow handles; such as burls and spalted woods. The I beam is 100% buried inside the riser, so the inclusion of it doesn't impact the aesthetics of the bow.

Early in 2018, Jake Veldhaus joined the Stalker team, bringing with him a wealth of woodworking, traditional archery and badly needed computer experience. With his help, production has increased and work-flow streamlined, enabling us to maintain shorter lead times than most of the other custom bowyers in the industry.

Be sure to check out the Stock Bow page on the website for bows that are ready to ship. Some are discounted from what you'd pay for a custom build and have the benefit of being available for immediate shipment. New bows are added periodically, so if you don't see what you're after, check back in.

We work to keep an active presence on the Stalker Stickbows page on Facebook and Instagram, showing finished bows and works in progress, new wood combinations, giving information on new product releases, give hunt updates from the field and offer special discounts to Facebook and Instagram Friends & Followers. If you're active on social media, be sure to "Like" and follow us on Facebook & Instagram.

Jake Veldhaus photobombed by  
Gunsmoke the pack llama





## Ordering your new bow

Orders can be placed online on the Stalker website, be email at south@stalkerstickbows.com or by phone. There are a lot of wood options, bow lengths, bow models etc to consider. If you need any help answering questions, don't hesitate to reach out and we're happy to help point you in the right direction. Visiting our Facebook or Instagram page and screen capturing wood combinations, then emailing or texting them to us is a great way to not only identify the woods, but the grain/color within that particular species that appeals to you. We're happy to go out of our way to truly customize your dream bow.

A deposit of \$150 gets your name on the build list. Build time varies depending on demand (and whether it's hunting season) and current work-load. Typically, it can be as short as less than 2 months to as long as 5 months. Email, text or call for current lead times. Balance is due when the order is ready to ship. Bows come with string, stringer, rest and nock set installed. Warranty repairs will jump to the top of the list to get your bow back in the field ASAP.

We strongly believe in getting our next generation unplugged from video games and TV and hooked on archery, so we can get the kid's bows built on shorter notice for birthdays or Christmas orders.

## Test Drive Bows

We do offer a test drive program at no charge, except for shipping. Contact us with the model, length and draw weight you're after and we'll see what we have that we can match as close as possible. Shipping cost is \$45 round trip and we'll provide a return shipping label. You'll be able to keep and shoot the bow for a week, then attach the return shipping label and drop it back in the mail.





17'' ILF

Jackal SL

Jackal XT

Jackal FXT

Wolverine SL

Wolverine XT

Wolverine FXT

Coyote SL

Coyote XT 13"

Coyote FXT

Vortex





## WHICH BOW IS THE BEST CHOICE FOR ME?

**I GET THIS QUESTION FREQUENTLY, SO I'LL HIGHLIGHT SOME OF THE DIFFERENCES BETWEEN THE DIFFERENT HANDLE MODELS.**


The Vortex is a belly mounted riser, meaning the limbs are mounted from the shooter side of the handle as opposed to the more traditional design of being mounted to the back of the riser. This puts the throat of the grip ahead of the limbs, essentially building deflex into the riser, making it a more forgiving design to shoot. This typically comes with a sacrifice in performance, but with diligent testing and design work, the static recurve limbs on the Vortex are as fast as the Wolverine, our best performing recurve. The Vortex is available in a 15" or 17" riser, making a 58" or 60" on the shorter riser and 62" or 64" on the longer riser. A hybrid longbow limb is also available in the same limb lengths.

The Wolverine handles are available in two different lengths, 16 ½" and 18 ½". The 16 ½" handle will build a 56", 58" or 60" bow, the 18 ½" a 60", 62" or 64" bow. The sight window on these risers, like on the Apex and Vortex, are cut 3/16" past center, providing true center shot and making arrow selection more forgiving. Handles are made from 1 7/8" thick stock and net 1 5/8" at the limb butts after profiling. Visually, the lines on the Wolverine are more flowing at the connection of the limbs to the handle. If you want a new pair of limbs, the bow would need to be shipped back to have the new limbs sculpted to fit the handle. The Wolverine is available with either reflex/deflex longbow limbs (new for 2020) or static recurve limbs.

Like the Wolverine and Vortex, the Apex ILF is cut 3/16" past center. Riser lengths are 15", 17" and 19" and are compatible with ILF limbs from other manufacturers. There is 4 pounds of draw weight adjustment with stated draw weight on our limbs being measured in the middle of the weight adjustment range. The riser features lateral limb adjustment and tiller lock screws. Both static recurve limbs and reflex/deflex longbow limbs are available with the same selection of veneers and footed limb veneers as the other models.

The Coyote is available in a 15" and a 13" handle, both are cut 1/8" past center for forgiving arrow spine selection. The Coyote is available with either static recurve or reflex/deflex longbow limbs. Limbs readily interchange from bow to bow. The 13" handle will build 54" and 56" with the static recurve limbs or 56", 58" or 60" longbow limbs. The 15" handle is offered in 56", 58", 60", 62 & 64". The longbow limbs are available in 58", 60", 62" and 64". The limbs will interchange between the 13" and the 15" handles, as well as the Jackal handle. The Coyote handles start from 1 ½" thick stock and are sculpted down to 1 3/8" thick at the limb butts. The Coyote handle is slightly slimmer than the Wolverine, but has a similar feel and the same repeatable grip; a good choice for someone who prefers a thinner handle or is switching from a compound.



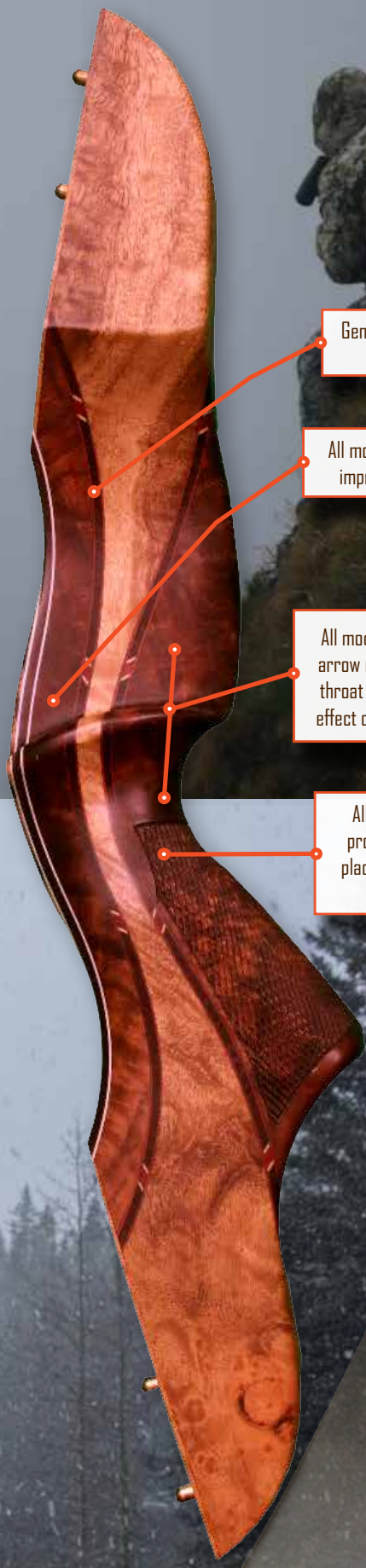


Wolverine, Vortex & Apex cut 3/16" past center, all other Stalker models cut 1/8" past center

All models: Shelf back beveled to hold your arrow on the rest

All models: Shelf is cut low to the grip to put your arrow right above your hand for more accurate instinctive shooting

All models, angled thumb groove for comfort and repeatable grip



Generous sight window on all models

All models: Radiused shelf for improved fletch clearance

All models: Contact point of arrow rest is directly above throat of grip to reduce the effect of torque on accuracy

All models: Locator grip provides consistent hand placement, translating into greater accuracy

**NEW FOR 2020!**

# VORTEX

Deviating from the traditionally back-mounted limbs, the Vortex is Stalker's first foray into belly-mounted bows. As with all our bow models, performance and function plays as an important role as aesthetics when we decide to bring a new model to market. Neither part came easy and I spent a ton of time working out limb forms, profiles, taper rates etc, until I was finally happy with the results. Visually, making the riser flow into the limbs by extending the accent stripes from the riser into the limb fadeouts was just one of many artistic considerations that went into the design of the bow.

Through exhaustive testing, I was able to design both longbow and static recurve limbs that perform at a lower brace height than most other belly mounted bows. This gives a longer power stroke and translates into better performance.

The Vortex risers have slightly higher mass weights than the other Stalker risers of comparable lengths.







# WHY ILF?

## APEX ILF

ILF, or International Limb Fit, is a standardized system of attaching limbs to risers. There are several advantages of this system over a standard takedown bow. First, depending on manufacturer, there is about a 3-5 pound weight adjustment in the limbs, by backing out or tightening the tiller bolts (limb bolts). You also have the benefit of being able to adjust the tiller for different shooting styles; split finger, 3 under or fixed crawl. This gives the shooter another way to fine tune their setup. Additionally, because of the standardized system, you are not limited to using one manufacturer's products; you can put brand X limbs on brand Y riser.

When I started thinking about building a wood-handled ILF, my goals were two: offer as many of the benefits of a metal riser ILF as we could and make the bow as aesthetically attractive as the other bows we are currently building. I wanted limb pockets that would conceal the limb butts, lateral limb adjustment, tiller locking bolts, hidden dovetail hardware, all stainless steel screws and bolts, a concealed G10 I beam that would give the riser maximum stiffness, cut 3/16" past center and to make the risers out of stabilized woods to increase durability and resistance to moisture. I managed to hit all my goals and honestly, exceeded my hopes from an aesthetic standpoint.

We now offer the Apex in 15", 17" and 19" riser lengths, making it possible, when paired with the right length limbs, to build a 56"-66" bow. All woods that we offer in the other bow models are available in the ILF as well. Mosaic accent stripes, antler overlays and checkering are available too. The ILF riser is only offered in the FXT model.

In addition to the riser, we are offering static recurve limbs and reflex/deflex longbow limbs for the ILF in short-X-Long. These will fit any ILF riser, as other manufacturer's ILF limbs will fit the Stalker riser. No longer will archers and bowhunters be limited to black glass or carbon faces on their limbs. All of the beautiful veneers we offer, including the footed limbs, are offered on the ILF limbs.

Though the ILF system is standardized to fit from manufacturer to manufacturer, there doesn't seem to be a standardized way of rating the draw weight on limbs. Many manufacturers, but not all, weigh their limbs in the middle of their adjustment range. This gives you approximately 3-5 pounds total adjustment range, 1 1/2-2 pounds above and below rated draw weight, depending on manufacturer. This is the way we have chosen to rate our limbs. So a set of 50 pound limbs could be adjustable from approximately 48-52 pounds in draw weight through the 4 full turns of tiller bolt adjustment available (on Stalker risers). Keep in mind that a set of limbs that is measured on a 17" riser is going to lose weight increasingly as the length of riser is increased and conversely, gain weight as the riser is shortened, assuming that limb pad angles and the amount of reflex or deflex in the riser remains constant. I have manipulated limb pad angles and riser reflex or deflex to keep limb weight consistent within 1/2 pound of weight between the different riser lengths with Stalker limbs.



ILF		Riser length		
		15"	17"	19"
Limb length	Short	56"	58"	60"
	Medium	58"	60"	62"
	Long	60"	62"	64"
	X-Long	62"	64"	66"





## WOLVERINE

“The Wolverine” was the beast that built Stalker Stickbows. The Wolverine is available in three different models, catering to different budgets and artistic preferences: The Wolverine SL, the Wolverine XT, the Wolverine FXT. The Wolverine has two risers, one at 16.5” which builds a 56”, 58” and 60” bow and another at 18.5” which builds a 60”, 62”, 64” and 66” bow.

*The Wolverine is available with either static recurve and now with reflex/deflex longbow limbs.*



## WOLVERINE **FXT**

The Wolverine FXT is the flagship model of the Stalker line. The most popular riser style, it is distinguished by the flare in the handle. If you are looking for the ultimate blend of performance and beauty, your search is over. Add mosaic accent stripes to enhance the flowing lines in the riser. The FXT features the hidden internal I beam and comes standard with the bamboo core veneered XT limb.



## WOLVERINE XT

The Wolverine XT is identified by the chevron shaped accent stripes in the handle. A wide variety of domestic and exotic hardwoods can be selected to create a custom bow unique to the owner. The back and belly sections of the handle can be sawn from the same piece of wood, or can be made from contrasting woods. The Wolverine XT comes standard with the bamboo core limb.



## WOLVERINE SL

The Wolverine SL is built with dyed actionwood, a durable and stable material. It is offered in four colors: charcoal grey, brown, green and camo. The handle is highlighted with a straight accent strip. The Wolverine SL comes standard with an actionwood core limb, but can be upgraded to the veneered and bamboo core limb for \$50. Risers can also be upgraded with Dymondwood, a resin impregnated version of actionwood. This will add mass weight, durability and improved moisture resistance. Upcharge on Dymondwood is \$40.

# THE COYOTE

## ONE HANDLE, TWO DIFFERENT INTERCHANGEABLE LIMBS

The 13" and 15" handle have a grip similar to the original Stalker Wolverine handles, but is made from 1 1/2" thick stock, so it is slightly narrower. The bow has been designed so that limbs will readily interchange from one handle to another between both the Coyote and Jackal models, with both static recurve and longbow limbs. No need to send the limbs back to have them fitted, just call up and get your extra set ordered up!

Can't decide whether you want to shoot a longbow or a recurve? Order one handle with both sets of interchangeable limbs and get \$50 discount.

### *The Static Limbs*

Don't be deceived by the graceful, narrow limb, it is all about performance and boy is it quiet! The static is available in 56", 58", 60", 62 & 64" lengths with the 15" handle and 54", 56" with the 13" handle. Customers regularly comment that their static limbed Coyote is as quiet as other longbows they own.

### *The Longbow Limbs*

If you're looking for a longbow that shoots with the ease of a recurve, you'll love the Coyote. There is no searching for the sweet spot; the slender grip fits like a tailored glove. The longbow is available in 58", 60", 62" and 64" lengths with the 15" handle and 56", 58" and 60" with the 13" handle.

# THE COYOTE FXT

The Coyote FXT is in the same family as the other takedown FXT handles with its center flare and concealed I beam. The 15" handle is sculpted from 1 1/2" thick solid hardwood with a wide choice of woods available.







# THE COYOTE XT

The Coyote XT is also distinguished by the chevron shaped accent stripe in the handle. The handles are made from solid hardwood. The limbs are bamboo cores faced with veneers from domestic or exotic hardwoods. Both the back and belly of the handle can be made from the same wood or contrasting woods to make a unique look.



# THE COYOTE SL

The Coyote SL is built with dyed actionwood, a durable and stable material. It is offered in four colors: charcoal grey, brown, green and camo. It can be upgraded to a hardwood handle with standard wood upcharge costs. The handle is highlighted with a straight accent strip. The Coyote SL comes with actionwood core limbs, but can be upgraded to bamboo cores for \$50.



# THE JACKAL

The Jackal was designed to appease the longbow shooter that prefers a more traditional straight wrist Howard Hill style grip, but still likes the consistency of a locator style grip. It has similar specifications as the Coyote and will interchange limbs with that model, so you could actually shoot the static limbs with this handle as well as the longbow limbs.

Each bow is available with the same three different handle options. The actionwood handle with the straight accent stripe is the "SL" model. The handle with the chevron shaped accent stripes is the "XT" model and the handle with the center flare is the "FXT" model.





62"  
570028  
Inch 30T  
S&S  
S&S

# THE DINGO

The Dingo is a one piece longbow that is a reflex/deflex bow with trapezoid limbs. If you're a fan of the Stalker recurve handle, you'll immediately recognize the hybrid pistol grip that provides the same repeatable grip on an 18" riser. The one piece longbow is available in three different models: The Dingo SL, XT and FXT. The bow is available in 62", 64", 66" and 68" models. If you are looking for a new hunting partner or target bow to accompany you for many seasons to come, your search is over.

## THE DINGO FXT

The Dingo FXT is the premium model in the one piece longbow line. The graceful curves in the flared riser give the bow beauty that is only matched by the way it shoots. If you are looking for a new hunting partner or target bow to accompany you for many seasons to come, your search is over.

## THE DINGO XT

The Dingo XT is distinguished by its chevron shaped accent stripes. It is built from a solid hardwood handle, with the back and the belly being from the same piece of wood or contrasting woods. The limbs are an actionbow core faced with veneers from exotic hardwoods.

## THE DINGO SL

This is the working man's bow. The Dingo is built with dyed actionwood, an extremely durable and stable material. It is offered in four colors: charcoal grey, brown, green and camo. The handle is highlighted with a straight accent strip. For an extra \$10, one side of the handle on either side of the accent stripes can be substituted with solid hardwood for a unique look.

The Dingo SL comes with the SL limb, which have cores that are made from actionwood. Additionally, for a \$10 upcharge per pair, I have a limited selection of hardwood limb cores that can be substituted for the actionwood cores. The Dingo SL can be upgraded to the veneered and bamboo core XT limb.





## THE LYNX


Looking for a shorter one piece longbow for easier use in a ground blind or hunting out of a tree-stand? Check out the Lynx. At first glance, it looks like a scaled down version of the Dingo. While it shares many of the attributes, like the same 1/8" cut past center sight window and a repeatable grip, that's where the similarities end. The shorter 16" handle and slender limbs makes for a light-carrying bow—you'll hardly notice it in your hand. The reflex-deflex limbs are extremely responsive and sends arrows downrange with authority. Like the other Stalker bows, it is offered in the SL, XT and FXT models. It is built in 56", 58" and 60" lengths.

# THE BOBCAT

## "GROW WITH YOUR BOW" PROGRAM

Recruiting youth and women into the sport of archery is going to be the key to growing our sport and helping to protect the future not only of archery but hunting as well. We feel that we all need to do our part to encourage our wives and children to get involved. We recognize that getting into archery can be an expensive endeavor, especially as the new shooter builds their strength and outgrows their new bow. To combat this problem, we came up with a program to benefit women and young aspiring archers. With the purchase of a Bobcat, the shooter will be able to swap out the limbs on their bow at no charge for heavier limbs as they outgrow their setup. Simply contact us with the desired weight and we will trade them out with a stock set at the closest weight we have. If you need us to build a set to a specific draw weight, we'll do that for a \$50 fee. Colors for replacement limbs will be limited to what we have built on hand, unless you choose to have a set custom built for the \$50 fee.

The Bobcat is made with an actionwood handle and limbs. It is available in hot pink, purple & grey, purple and pink, brown, green, charcoal grey and camo actionwood. If you want to upgrade to solid woods, this can be done at the standard upcharge for the species.





# THE WEASEL

The Weasel is a 46" takedown recurve that is geared towards the junior archer, generally from 2-10 years old, though some kids of smaller stature or strength will still be able to shoot it a few years beyond that. The Weasel is offered in 10-20lb draw weights measured at 20" in the whole spectrum of actionwood colors in the handle. Limbs are black glass.

At just \$199, we've priced this bow to make it as affordable as we can to start your child out into a life-long love of archery, but still have the same quality built into the bow that will allow it to be passed down to many future generations.

If you'd like to add some bling, a center accent stripe in the riser can be added, price is \$225.

We can build on shorter notice than our standard lead time to accommodate birthdays or Christmas orders.



## STABILIZATION

I personally like shooting a bow that has a little more mass weight in my hand. The added weight helps take some of the wobble out of my arm and keeps me on target a little better. Unfortunately, many of the beautiful woods don't have a lot of mass weight, forcing a compromise of beauty over function. At the same time, I had been accumulating a mounting pile of burl woods and beautifully spalted maple. Spalting is basically decaying or rotting wood, not exactly a great choice for building a bow out of. It can however produce some amazing looking designs in the wood as it begins to break down. If caught early enough, before the wood loses all integrity, the wood can be "restored" through a resin impregnating process. Using a vacuum with the material submerged in a tank with acrylic resin, all air is removed out of the wood and when the vacuum is released, the acrylic resin is drawn into the wood. After curing in an oven, the pithy wood is now rock-hard, structurally sound, virtually impervious to moisture and substantially heavier. Most woods can be stabilized, adding weight and greater moisture resistance to your bow handle. Woods that are oily, like cocobolo or bocote cannot be stabilized, or really dense, like ebony or snakewood, do not absorb much resin and thus are not as good of candidates for this procedure. Additionally, dyes can be added to the resin making for some spectacular colored materials.



# NEW FOR 2020!

NEW FOR 2020 BELLY OVERLAYS STANDARD ON WOLVERINE AND COYOTE FXT & XT TAKEDOWNS

SNYDER GRIP

JAGER GRIP

STANDARD MEDIUM GRIP

FRACTAL BURNED FOOTED LIMBS

# YOUR BOW BUILT TO YOUR SPECIFICATIONS

## LIMB OPTIONS

We offer two different limbs for all of my bow models, the XT, a veneered limb with a bamboo core, and the SL limb with an actionwood core (laminated birch or maple). The XT limb, with the bamboo core, offers a slight edge in speed over the SL limb and some feel the bamboo core draws a bit smoother. Some woods, while they show incredible beauty, do not lend themselves to excellent performance in speed and durability. For this reason, we hand pick, cut and book match my own laminations and then grind them to .020-.025" to maximize both performance and beauty. At this thickness, they play little role in the mechanical function of the limb, letting the lightweight and responsive bamboo core do the work. Veneers on the back and belly of the limb can be different species to offer a uniquely custom look.

The SL limb features tapered laminations of actionwood, faced with diagonally sliced actionwood.

Limb tips are reinforced, enabling the use of any low stretch string materials on the market. The bow is supplied with a Flemish string.

In all of the recurves and longbows, you can add a footed contrasting hardwood inlay to your limbs for a uniquely custom look. Accent stripes in the footing typically will match those in the handle, unless otherwise specified. The upcharge is \$75.

## HANDLE OPTIONS

The Stalker handles have a positive grip that is designed to fit you. I offer high, medium and low wrist grips on a beautiful handmade riser. If you prefer to send me a grip that you are comfortable with, I will be happy to duplicate it at no extra charge. Most of my bows are designed to utilize a brace height of 7 ¼"-7 ¾". This allows the string to stay in contact with the arrow through a longer power stroke, which in turn increases performance—delivering greater energy to the arrow.

All Stalker bows are tillered to shoot off the shelf, unless you direct me to do otherwise. The radius shelf is cut to sit just above the hand. This allows the arrow to be aligned directly under the shooter's eye, making the arrow a virtual extension of your index finger. My bows shoot where you are looking, so don't look at the horns!

All of the ILF and Wolverine recurve handles are cut 3/16" past center, making the bow more forgiving when selecting arrow spine. The Dingo, Lynx and the Coyote handles are cut 1/8" past center. The Wolverine handles are available in two different handle lengths, 16 ½" and 18 ½". I can build a 56", 58" and 60" bow off of the short handle and 60", 62", 64" and 66" off of the 18 ½" handle.






## WOOD

We offer a wide and continually expanding variety of woods for both the handles and the limbs. We hand pick the woods for unique color and grain figure. Some options are zebra wood, bubinga, Eastern walnut and Claro walnut, Pacific and Eastern maple—curly, birds eye and straight grain, both Gabon and Macassar ebony, madrone, cocobolo, bocote, ziricote, myrtle, Montebello, snakewood, dyed actionwood, camo actionwood, red elm, yew, Osage, Brazilian Rosewood, black and white ebony, purpleheart, verawood, spalted Pacific maple, purpleheart, Pau Ferro, tulipwood, Shedua and others. If we don't have it, we're happy to hunt it down for you.





## RETURN TO THE BACKCOUNTRY DVD AND HD THUMB DRIVE

A follow-up DVD from Stalkers in the Backcountry, I resumed filming my hunts immediately following the completion Stalkers in the Backcountry. If you enjoyed the first one, you'll not want to miss the sequel! Releasing in the second quarter of 2018, these hunts again take place on foot in the thin air of the west. Propelled on foot, using pack goats and pack llamas, follow the adventures of South Cox and hunting partners as they pursue fuzzy antlered mule deer in the high country with stickbows. This is the last DVD we will be producing. All future projects will be released on our YouTube channel. Check it out for several that have already been posted since the completion of the last DVD.



The barrier to entry into traditional archery and hunting has never been easier to overcome as the increased amount of information on the web makes it easier for the beginning archer without a mentor—or even the experienced thirsting for more. A great source is the increasing number of podcasts available that are traditional archery focused; The Push Podcast, Trad Quest, Traditional Bowhunting and Wilderness Podcast, Tradgeeks Podcast and a podcast I host; The Western Bowhunter Podcast. Of these, The Push Podcast has the most information and technical content for archers wishing to learn about shooting form, shot sequence, bow set up, the mental game etc. Many of the podcasts also support a YouTube channel, so don't forget to search there for additional content. Search for these great podcasts on iTunes, SoundCloud or your favorite podcast platform.



Stay up to date on Stalker's latest news, the latest bow builds and new products, "Like" us on Facebook and Instagram to see pictures of bow builds in progress, finished bows and exclusive discounts to our Facebook Friends.

On our website, in addition to hundreds of pictures of bows, there is a plethora of resources to benefit new and veteran stickbow shooters—no matter what brand of bow you shoot! A how-to video library is supplemented with a growing library of hunting clips. The Custom Shop is now up and running, providing an easy way to pick out unique veneers and woods for your handle to really make your bow a show-stopper. [www.stalkerstickbows.com](http://www.stalkerstickbows.com) is now more than a place just to drool on pictures of pretty bows; it is now a resource filled learning center.

## CONSERVATION

If you've hunted on public lands, dream about hunting on public lands or just appreciate that they exist, don't take it for granted that they will be there forever; public lands need your advocacy. The future of hunting and public lands has been under constant attack. Fortunately, there are conservation groups that have taken a strong stand to protect both, and the avenues to educate yourself about these threats has never been so accessible. Print, conservation websites, podcasts and YouTube all have information and resources

As an individual, you can make a difference for future generations by educating yourself about the positive messages of hunting and supporting conservation groups with donations of time and money. As a consumer, you have the opportunity to further support conservation by supporting companies that contribute to the conservation movement. Not only will a percentage of your money trickle down to support wildlife, public land preservation and the future of hunting, it will also demonstrate to other companies that they also need to throw their financial support behind these organizations. When you shop outside of the hunting community, take a minute to do some research before you buy. Does the company you're about to buy from support or threaten the future of hunting? Spend your money where it will make a difference. To steal a phrase from a podcast I recently listened to: "A million people doing a little bit is much more powerful than a thousand people trying to do it all". Hunters are uniting in an effort to preserve our heritage unlike any time in the past, be part of this movement; support pro-hunting and pro-public land organizations with your time and financial resources so you and your children can continue to go on the adventure of a lifetime—every year—for the cost of a hunting license and tag.





**YouTube** Tune in and subscribe to the Stalker Stickbows YouTube channel to watch a continually expanding offering of backcountry deer and elk videos as well as how-to and product videos



Stay up to date on Stalker’s latest news and new products, “Like” us on Facebook and see pictures of bow builds in progress, finished bows and exclusive discounts to our Facebook Friends.

In addition to hundreds of pictures of bows, there is a plethora of resources to benefit new and veteran stickbow shooters—no matter what brand of bow you shoot! A how-to video library is supplemented with a growing library of hunting clips. The Custom Shop is now up and running, providing an easy way to pick out unique veneers and woods for your handle to really make your bow a show stopper. [www.stalkerstickbows.com](http://www.stalkerstickbows.com) is now more than a place just to drool on pictures of pretty bows; it is now a resource filled learning center.







Stalker Short Sleeved Classic Tan-\$20



Stalker Long Sleeve Grey-\$25



Stalker Mitten Quote-\$20



Stalker Retro-\$20



Life is better in the

Pod cast T-\$25



Down Under T black or grey-\$20



Stalker Hoodie black, brown or grey-\$30



Stalker Short Brim camo or green \$15



Stalker Ball Cap-\$20




Flemish string-\$20, with whiskers-\$35




Mule deer T \$20



Thunderhorn Limb-\$129



Thunderhead Boa-\$119



Selway-\$125



Laser Engraved Armguard \$35



Stainless Steel Antler Limb Bolts \$40



Return to the Backcountry DVD and HD Thumb Drive \$20


DVD 3 PACK DEAL \$35!



Safari Tuff Stalker Signature takedown case-\$54.95



3 under calf hair face tab-\$14



Glory Hog 2 DVD-\$15



Stalkers in the Backcountry DVD \$15

How do you make a custom bow even more custom? One of our greatest pleasures in building bows is getting to work with all the beautiful and unique woods. We absolutely love digging through units of wood looking for unique boards to offer to our customers. Many times each year we work with customers, helping them pick out the woods for their dream bows. Some customers leave it up to us to choose, but others want to be much more involved. To appease those folks, we devised The Custom Shop. As we are cutting veneers, we'll pull out the most unique, number them, photograph them and put them up on The Custom Shop page of our website. You'll be able to peruse the pictures and pick out the individual pairs of veneers to grace the limbs of your future bow. There are more species of veneers at The Custom Shop than are shown as options of the price list. Some of the veneers will be subject to the standard upcharge based on species, while others will not add to the stock price of the bow.

We've also added a section for unique and highly figured material for handles. The handle stock is offered just for use for bows we build, but we do offer the veneers for sale if you want them for your own use or have another bowyer use them in your bow build.



MYRTLE W/BLOODWOOD

MOSAIC BUGINGA W/MAPLE

BUGINGA W/BLACK

WENGE W/BLOODWOOD

MYRTLE W/BLACK

WENGE W/MAPLE

EMERALD BURL W/EBONY

SAPPHIRE BURL W/EBONY

PURPLEHEART W/MAPLE

## ACTION WOOD COLORS


GREEN

CHARCOAL

DESERT CAMO

BROWN

CAMO



# Pricing

## Vortex

Longbow or recurve \$1,195  
Extra limbs \$575

## ILF

ILF riser - \$700  
ILF static or longbow limbs - \$450

## Wolverine

The Wolverine SL - \$895  
The Wolverine XT - \$995  
The Wolverine FXT - \$1,095  
Extra XT limbs - \$550\*  
Extra SL limbs - \$500\*

## Jackal & Coyote Longbow & Static

The Jackal or Coyote SL - \$850  
The Jackal or Coyote XT - \$950  
The Jackal or Coyote FXT - \$1,050  
Bobcat with free limb exchange - \$850  
Weasel - \$199  
Weasel with Riser Stripe - \$225  
Extra takedown longbow or  
Static XT Limbs - \$525\*  
Extra SL limbs - \$475\*

## Dingo & Lynx

The Dingo or Lynx SL - \$850  
The Dingo or Lynx XT - \$950  
The Dingo or Lynx FXT - \$1,050  
Don't forget to get a backup extra  
Flemish string - \$20  
Flemish string with whiskers tied in - \$35  
\*Deduct \$50 for extra limbs when ordered  
with new bow.

## Don't forget to get a backup

Extra flemish string - \$20  
Flemish string with whiskers tied in - \$35

## Up charge for following woods in handle:

Mosaic accent stripes in handle - \$50  
Emerald or sapphire maple burl mosaic accent stripes - \$75  
Snakewood - \$275  
Black and white ebony, dyed/stabilized spalted maple burl - \$125  
Gabon ebony, Macassar ebony, curly Koa, stabilized spalted maple, olive wood, stabilized buckeye burl - \$100  
Ziricote, English walnut, tiger myrtle, spalted myrtle - \$75  
Cocobolo, myrtle burl - \$60  
Bocote, figured myrtle, Brazilian rosewood (Pau Ferro), Dymondwood - \$40  
Verawood, figured Claro walnut, Curly Bubinga, Chechen, quilted maple, curly maple - \$25  
Zebrawood, Bubinga, Shedua, actionwood, maple, purpleheart, walnut - N/C

## Up charge for following woods in limbs:

Bocote, cocobolo, yew, figured myrtle, highly figured curly maple, quilted maple, ziricote, bird's eye zebrawood, Claro walnut \$25  
Spalted Pacific maple, black and white ebony, tiger myrtle, myrtle burl, Tasmanian tiger myrtle, curly Koa \$45  
Figured walnut, figured Bubinga, Mexican kingwood, birds eye maple, chechen \$15  
Leopardwood, zebrawood, red elm, actionwood, Bubinga, figured maple, curly anigre, walnut, "standard" myrtle n/c

## Please check the Custom Shop page of the Stalker website for additional limb veneer options and unique highly figured veneers.

Carbon in any limbs \$75  
Contrasting hardwood footed limb \$75  
Mosaic accents in limb wedges with flanking pin stripe \$75  
Pin stripe flanking limb wedges \$35  
Carbon and foam core limb \$125  
Application of snakeskins (not including cost of skins) \$125  
Water buffalo horn tips \$45  
Antler tips \$35  
Antler finger/grip overlay \$75  
Antler limb bolt overlay pair \$60  
Checkered grip \$150  
Stippled grip \$50  
Stabilized wood in grip, add \$40  
Laser engraving with stock images on riser, veneers or quiver \$50  
Custom laser engraving, starting at \$75  
Fractal burning on limb veneers/footed limbs \$100



## Enhanced Warranty

All Stalker bows have a full replacement cost warranty for the first year, handles are now warrantied for life! A fifty percent replacement cost for limbs during their second year. I hope that you are so pleased with your new Stalker bow that it finds a permanent home with you, but in the event that you decide to part with it, the new owner will now enjoy the benefits of the duration of the remaining warranty! Damage to limbs from dry firing or improper stringing is not covered. That being said, I want to see all of my bows in the field for a long time. If you have a problem outside of the warranty period, send it in to me and at my discretion, I may make the repair at little or no charge.

## Ordering Information

Please call at the shop at (970) 586-4448 or email me at [south@stalkerstickbows.com](mailto:south@stalkerstickbows.com) when you are ready to order so that I can make sure you are getting everything you want in your bow. If I don't answer, please leave a message so that I can call you back, or try my cell at (707) 496-0136 so I can get started on building your dream bow!

## Our Commitment to Value

Since 1987 Stalker Custom Recurves has integrated exquisite craftsmanship with a devotion to the sport of traditional archery. I welcome your interest in the most exciting and durable bow you will ever shoot. Furthermore, I extend a sincere hand of friendship to those of you who share my love for a sport that reflects a profound respect for the great outdoors. It has been my goal to create more than just a beautifully handcrafted and powerful bow. I believe that our customers are friends who are asking us to create a trusted hunting or shooting companion that they can rely on...a partner as durable as they are... one who will be with them for as long as they have the will and the strength to draw both breath and the bowstring. My bows are built to be as enjoyable to shoot as they are beautiful. I believe that you deserve nothing less when the chance of a lifetime shot presents itself. This is my commitment to value...and is the philosophy that puts backbone into every bow that I proudly build with both your name and mine.



**TAKE YOUR**

***Stalker***

**STICKBOWS**

**ON YOUR NEXT ADVENTURE**





## Stalker Stickbows

1765 Olympian Lane

Estes Park CO 80517

(970) 586-4448 — Shop

(707) 496-0136 — Mobile

[www.stalkerstickbows.com](http://www.stalkerstickbows.com)

[south@stalkerstickbows.com](mailto:south@stalkerstickbows.com)

Like us on  Stalk us on  

